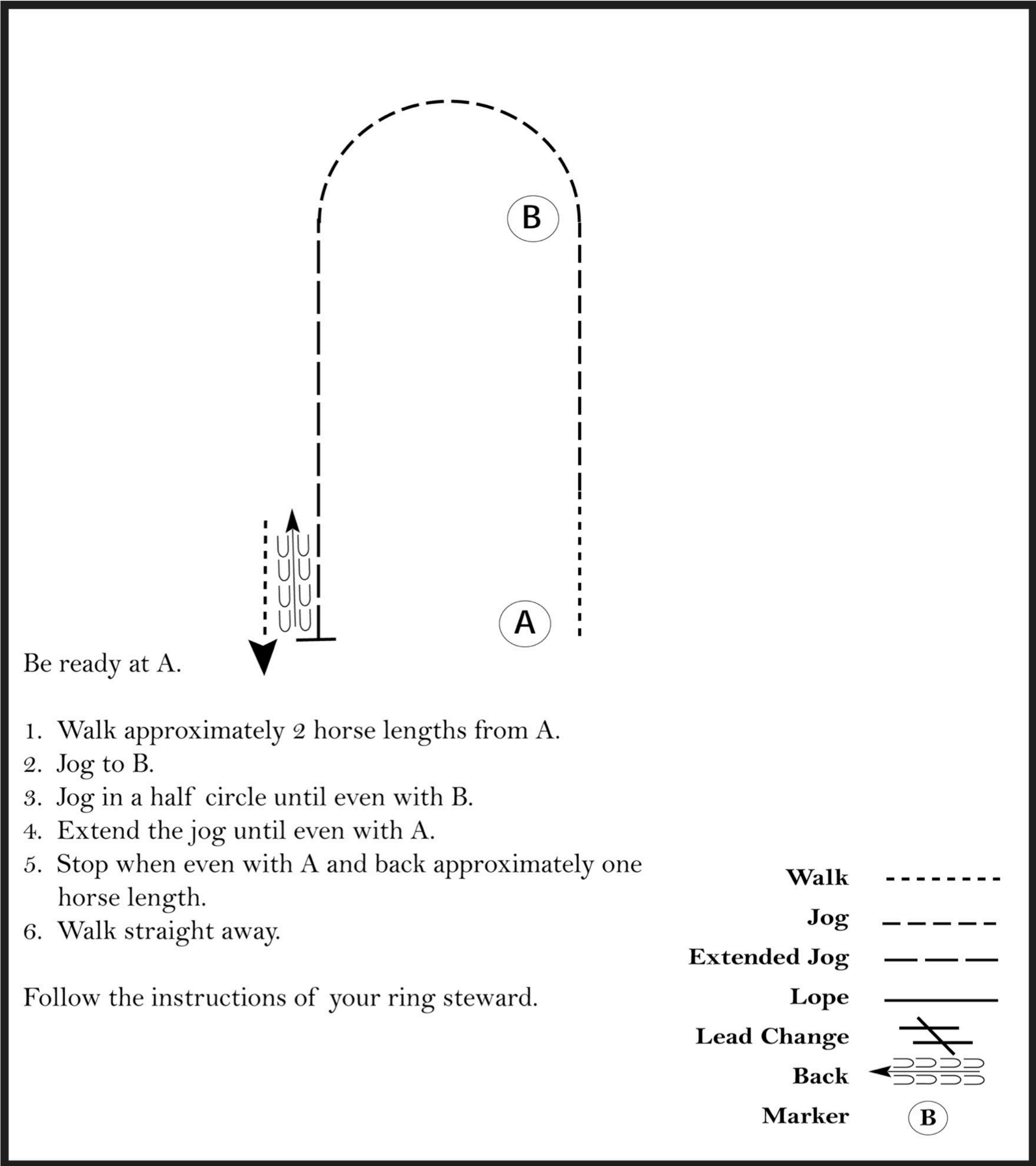


Western Horsemanship (All Walk Trot)

Show Date:



Be ready at A.

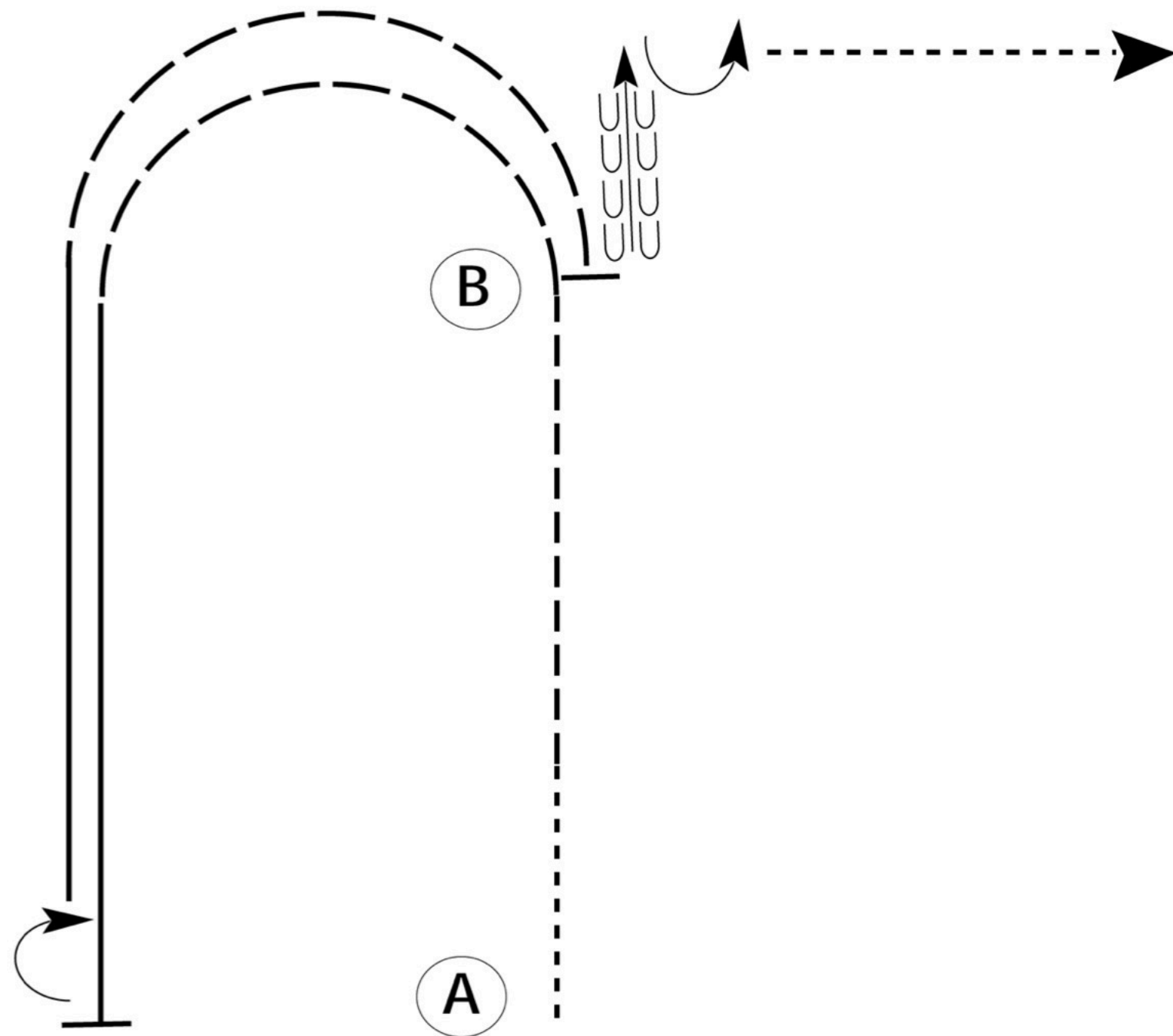
- 1. Walk approximately 2 horse lengths from A.
- 2. Jog to B.
- 3. Jog in a half circle until even with B.
- 4. Extend the jog until even with A.
- 5. Stop when even with A and back approximately one horse length.
- 6. Walk straight away.

Follow the instructions of your ring steward.

Walk
Jog	-----
Extended Jog	- - - - -
Lope	—————
Lead Change	
Back	
Marker	

Western Horsemanship (Level 1)

Show Date:



Be ready at A.

1. Walk approximately 2 horse lengths from A.
2. Jog to B.
3. Extend the jog in a half circle.
4. Lope on the left lead until even with A.
5. Stop and perform a 180 degree turn to the right.
6. Lope on the right lead until even with B.
7. Extend the jog to B.
8. Stop at B and back approximately one horse length.
9. Perform a 90 degree turn to the left and walk straight away.

Follow the instructions of your ring steward.

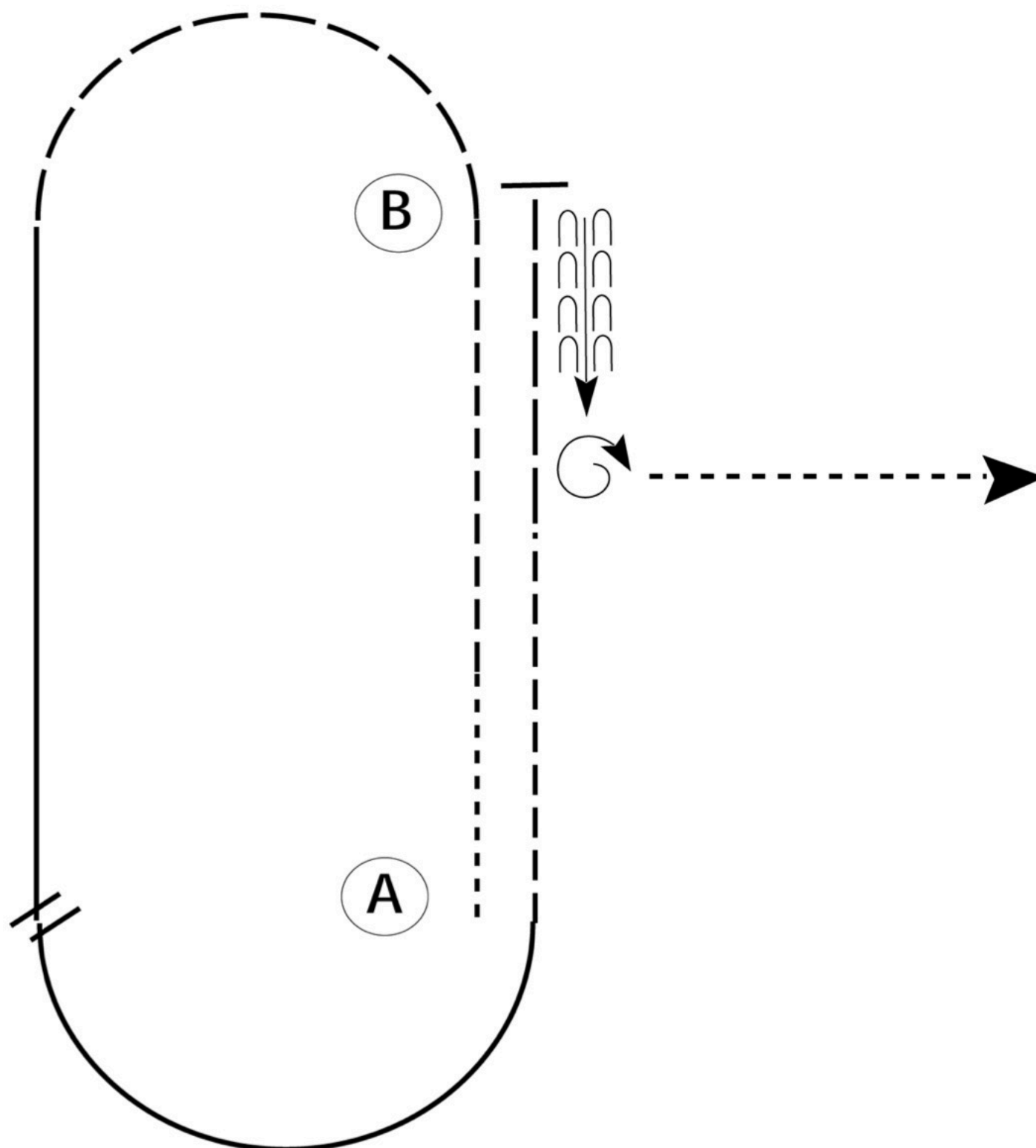
Walk	-----
Jog	- - - - -
Extended Jog	— — —
Lope	—————
Lead Change	
Back	
Marker	(B)

[WH/2-84]

Pattern Provided by:

Western Horsemanship (Youth, Amateur, Select)

Show Date:



Be ready at A.

1. Walk approximately 2 horse lengths from A.
2. Jog to B.
3. Extend the jog in a half circle.
4. Lope on the right lead until even with A.
5. Perform a simple lead change.
6. Lope on the left lead until even with A.
7. Jog halfway to B..
8. Extend the jog to B.
9. Stop at B and back approximately one horse length.
10. Perform a 1 1/4 turn to the right and walk straight away.

Follow the instructions of your ring steward.

Walk	-----
Jog	- - - - -
Extended Jog	- - - - -
Lope	=====
Lead Change	
Back	
Marker	(B)

[WH/3-84]

Pattern Provided by: